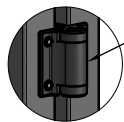
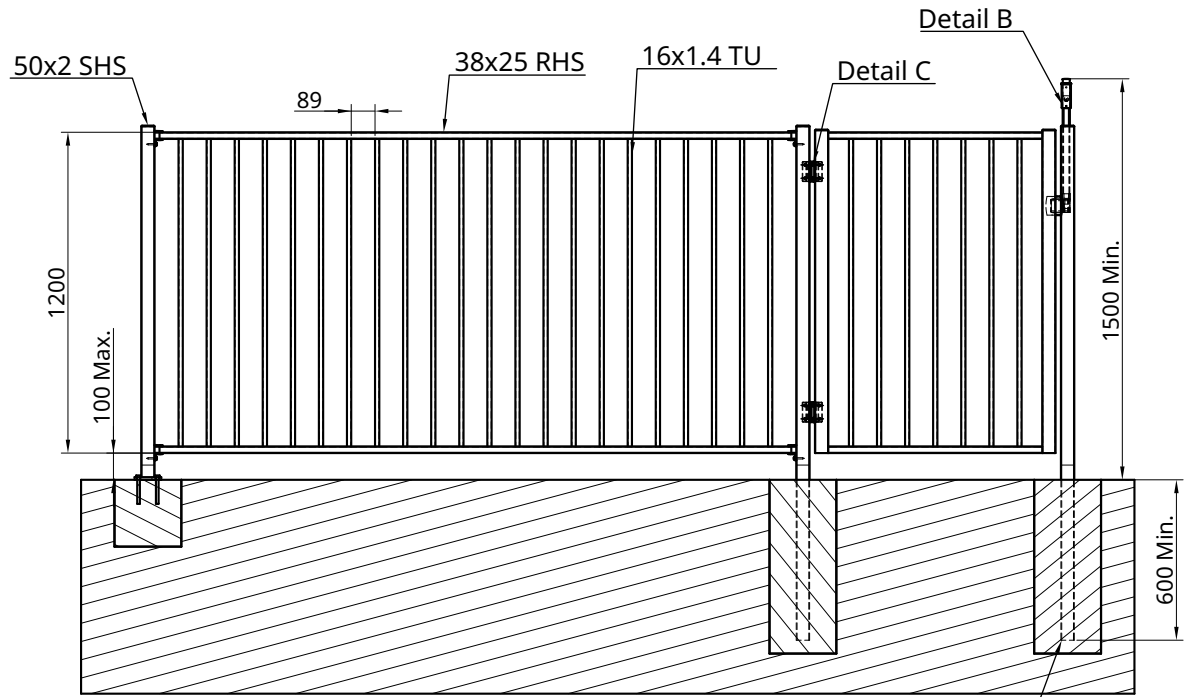
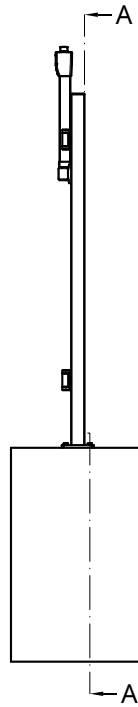


B
1:12



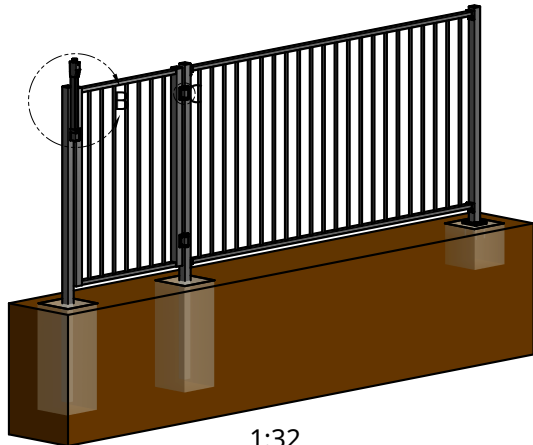
C
1:6

Heavy Duty
Tru-Close Hinges

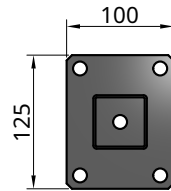


A - A

300 Dia. Or 250 Sq.
Concrete Per Post



1:32



1:5

4xM10 Fixings Per
Baseplated Post

CUSTOMER			
NAME	SIGNATURE	DATE	
DRAWN STEVEN RAIKES		2019-03-24	
APPROVED			
MATERIAL 50X2 SHS POSTS 38X25 RHS HORIZONTALS 16X1.4 TU VERTICALS	FINISH CLASS 1 P/C SATIN BLACK (CUSTOM COLOURS AVAILABLE ON REQUEST)		
NOTES			

TITLE			
PLAIN 1200 SPEC SHEET			
Strong FENCING GATES & AUTOMATION			
SIZE A3	JOB/QUOTE NO.	REV.	
QUANTITY	SCALE 1:20	ALL DIMENSIONS ARE MILLIMETERS ALL MATERIAL IS ALUMINIUM	SHEET 1 of 1